



# Technical information

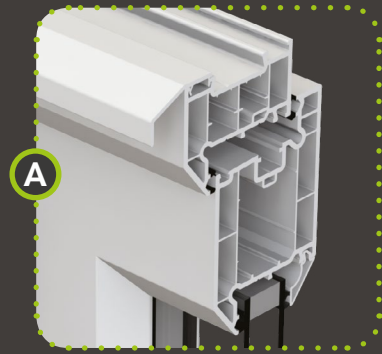
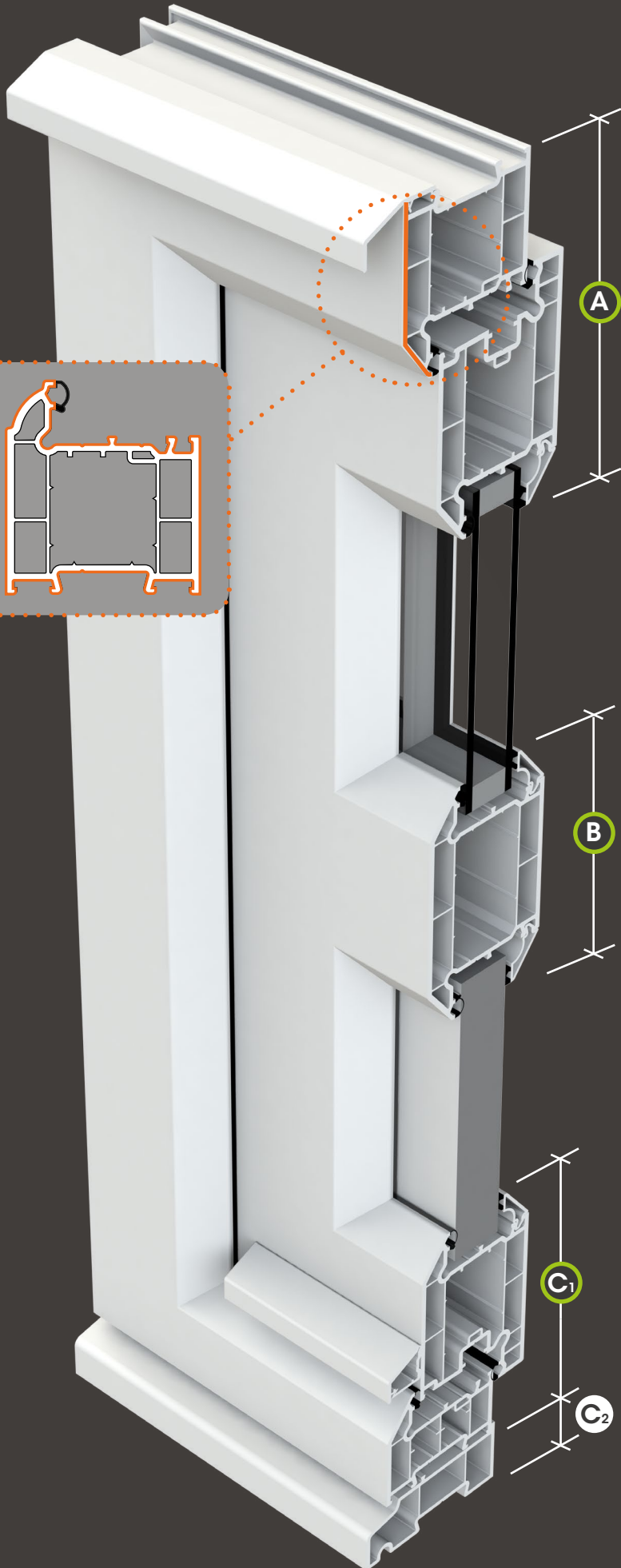
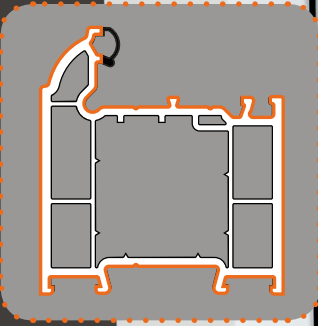
For Liniar residential doors



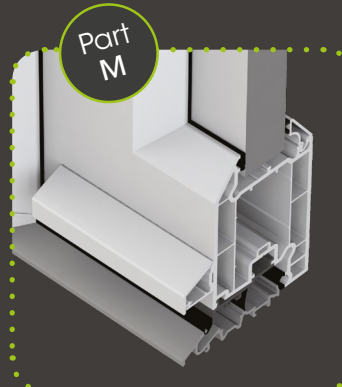
# Residential Door

Vertical Cross Section - Inward opening\*, internally beaded

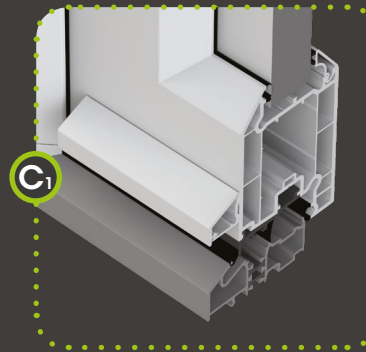
Optional sculptured profile



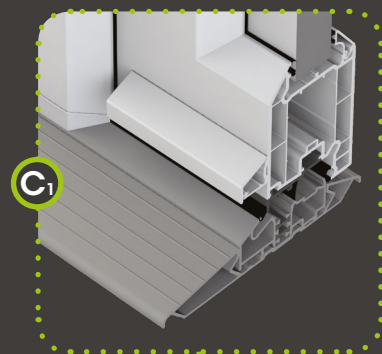
Optional small frame



Aluminium Threshold



Aluminium Threshold



Threshold Tray

Part M  
LAN275 threshold tray makes LAN272/LAN272T "Part M compliant" when fitted together

\* outward opening options are also available and feature the same sightlines

## Residential Door

- Sculptured and chamfered suite
- 28mm double and 36mm/40mm triple glazing
- 4 and 6 multi-chamber EnergyPlus profiles
- U-values from 1.3 (DGU) and 1.0 (TGU)
- Patented co-ex gasket

## Accreditations



PAS24



BS EN 12608



ISO 9001




BS EN 6375

## Colour Options



White or White Foil



Cream or Cream Foil




Chartwell Green



Irish Oak




Golden Oak



Rosewood



7016 Grey



Black

Additional colours are available to order as specials.  
The colours shown in this brochure give an indication only.



Product	Dim. <b>A</b>
<b>Small frame &amp; sash</b> L#W011 & LSW037*	136mm
<b>Large frame &amp; sash</b> L#W016 & LSW037*	156mm

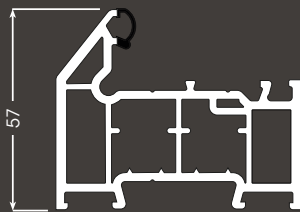
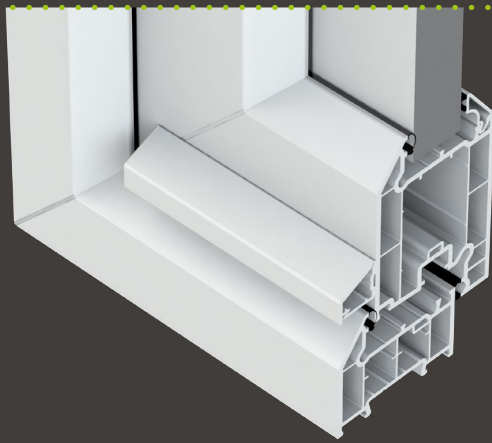
Product	Dim. <b>B</b>
<b>Int. transom</b> L#W026	87mm
<b>Midrail</b> L#W029	117mm

Product	Dim. <b>C<sub>1</sub></b>
<b>Large frame &amp; sash</b> L#W016 & LSW037*	156mm
<b>Small frame &amp; sash</b> L#W011 & LSW037*	136mm
<b>Ali. threshold &amp; sash</b> LAN272/272T & LSW037*	127mm
<b>Part M Ali. threshold &amp; sash</b> LAN271 & LSW037*	112mm

Product	Dim. <b>C<sub>2</sub></b>
<b>85, 150, 165, 180 cills</b> LSL085, LSL150, LCL165, LSL180	30mm

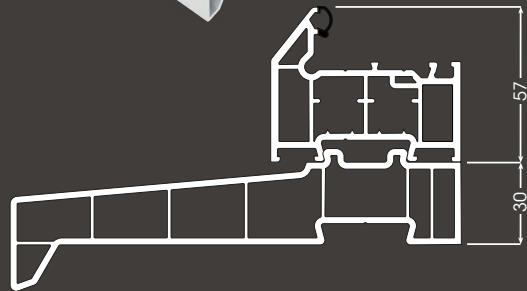
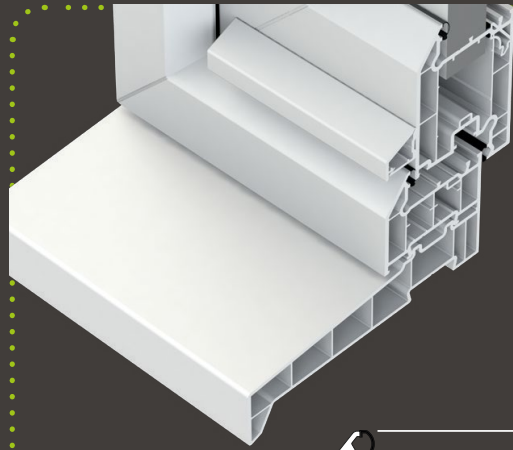
\* SLCW037 for chamfered suite

# Replace notation with (C) for Chamfered Suite or (S) for Sculptured




**Frame Only**

Threshold Height: 57mm



**Frame and Cill**

Threshold Height: 87mm (inc cill)

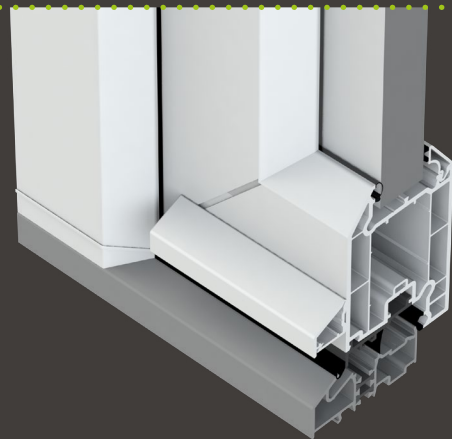


Part  
M



**Part M Low Threshold**

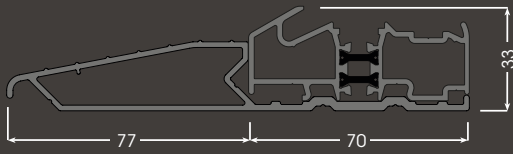

Threshold Height: 15mm



**Low Threshold**

Threshold Height: 30mm

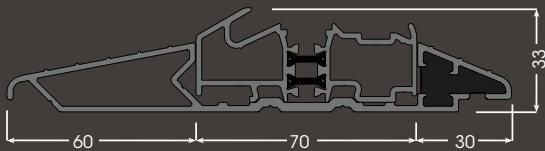
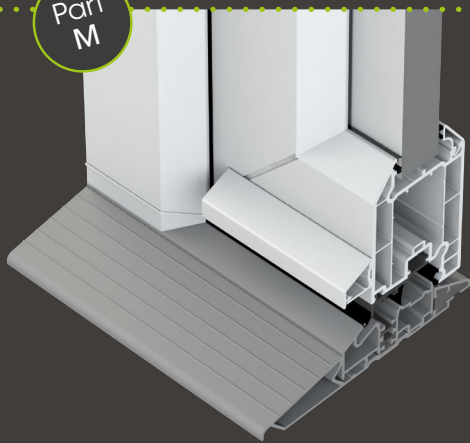
Part  
M



**Low Threshold and Half Tray**

Threshold Height: 33mm

Part  
M



**Low Threshold and Full Tray**

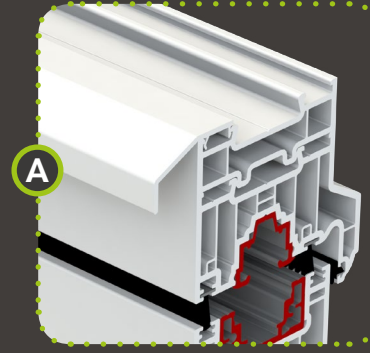
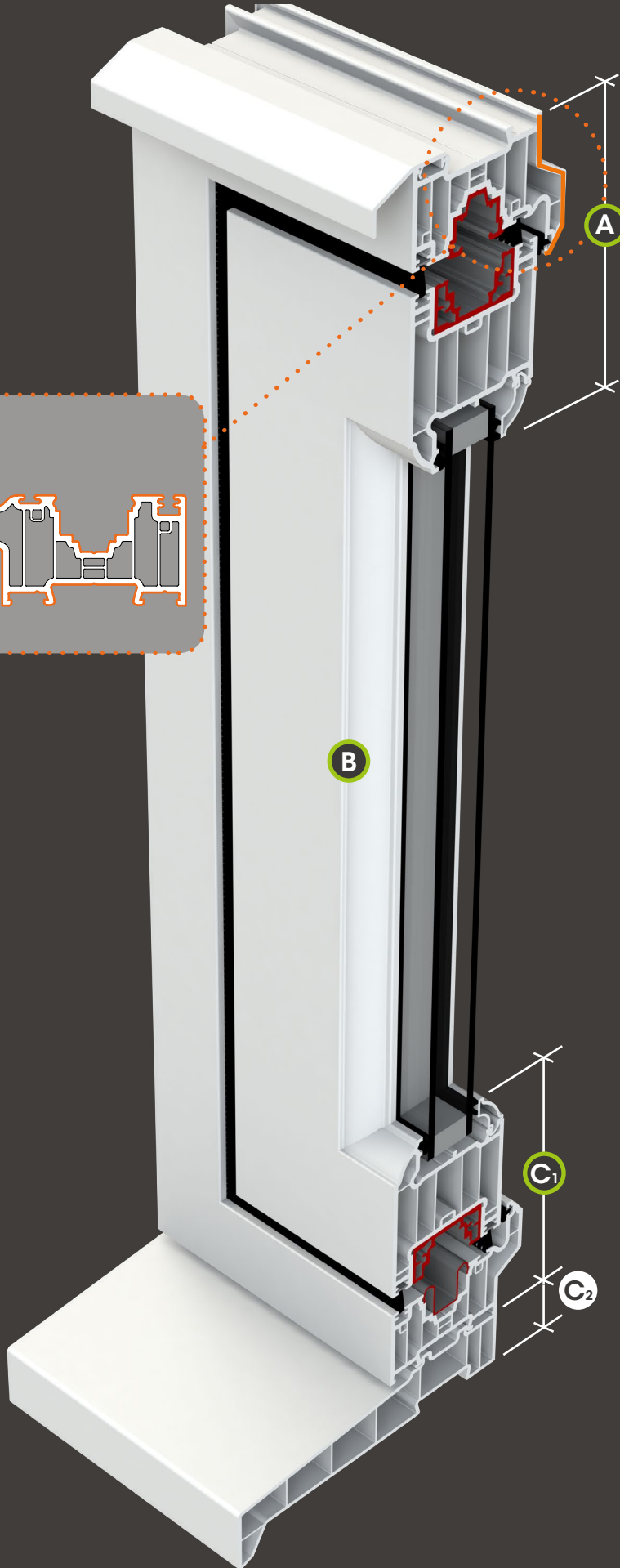
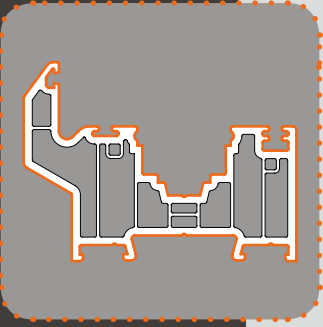
Threshold Height: 33mm



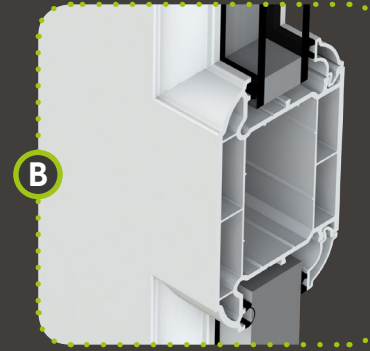
# ModLok™ Residential Door

Vertical Cross Section - Inward opening\*, internally beaded

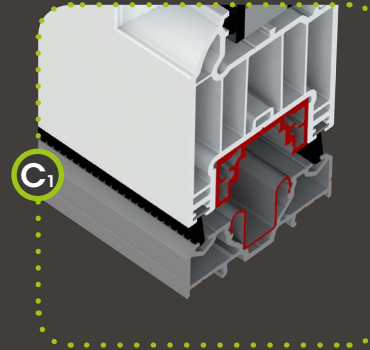
Optional chamfered profile



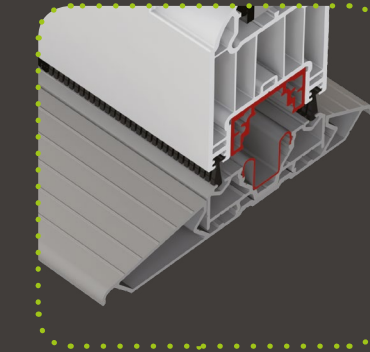
Optional add ons



Optional midrail



Aluminium Threshold



Threshold Tray

Part M

LAN275 threshold tray makes LAN272/LAN272T "Part M compliant" when fitted together

\* outward opening options are also available and feature the same sightlines

## ModLok™ Residential/French Door

- Sculptured and Chamfered suites
- 28mm double and 36mm/40mm triple glazing
- Multi chambered EnergyPlus profiles
- U-values from 1.3 (DGU) and 1.0 (TGU)
- Patented aluminium exoskeleton

### Accreditations



PAS24



BS EN 12608



ISO 9001




BS EN 6375

### Colour Options



White or White Foil



Cream or Cream Foil




Chartwell Green



Irish Oak




Golden Oak



Rosewood



7016 Grey



Black

Additional colours are available to order as specials.  
The colours shown in this brochure give an indication only.

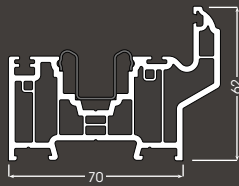


Product	Dim. <b>A</b>
Outer frame & sash MBF091 & MBF092	134mm
Outer frame, sash & 10mm add on MBF091, MBF092 & LAN116	144mm
Outer frame, sash & 20mm add on MBF091, MBF092 & LAN106	154mm
Outer frame, sash & 50mm add on MBF091, MBF092 & LAN126	184mm

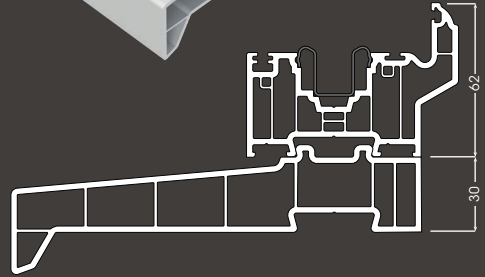
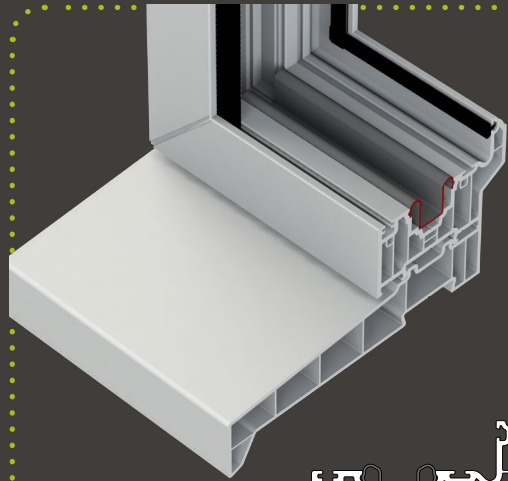
Product	Dim. <b>B</b>
Int. transom LSW026	87mm
Midrail LSW029	117mm

Product	Dim. <b>C<sub>1</sub></b>
Outer frame & sash MBF091 & MBF092	134mm
Ali. threshold & sash MBF291T & MBF092	115.5mm

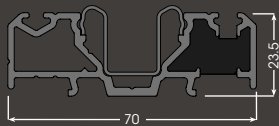

Product	Dim. <b>C<sub>2</sub></b>
85, 150, 165, 180 cills LSL085, LSL150, LCL165, LSL180	30mm




**Frame Only**  
Threshold Height: 57mm



**Frame and Cill**  
Threshold Height: 87mm (inc cill)



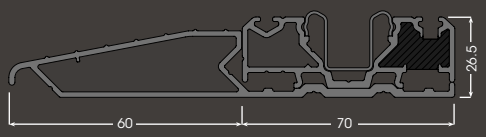

**Part M Low Threshold**  
Threshold Height: 15mm



**Low Threshold and Full Tray**  
Threshold Height: 26.5mm



Part  
M



**Low Threshold and Half Tray**  
Threshold Height: 26.5mm



## Liniar specification guide

The Liniar Specification Guide is an A4-size, 234-page, full colour guide to specifying energy efficient PVCu windows and doors.

Covering the full range of lead-free Liniar products including residential doors, the Specification Guide includes full product charts, U-values, dimensions, accreditations, safety information and a variety of case studies.

To view an online copy of the Liniar Specification Guide and to order your free copy visit :

[www.liniar.co.uk/specification-guide](http://www.liniar.co.uk/specification-guide)

### Liniar

Flamstead House  
Denby Hall Business Park  
Denby  
Derbyshire DE5 8JX

Tel: +44 (0)1332 883900  
Fax: +44 (0)1332 883901  
Email: [sales@liniar.co.uk](mailto:sales@liniar.co.uk)

[www.liniar.co.uk](http://www.liniar.co.uk)

